

The background features a repeating pattern of white line-art icons representing various furniture pieces, including rectangular tables, square tables, and chairs, arranged in a grid-like fashion. The icons are semi-transparent and overlap slightly.

# CONTRACT FURNITURE CATALOGUE

FEBRUARY 2023



# TRIED & TESTED CONTRACT FURNITURE

## WE'VE GOT YOUR COMMERCIAL FURNITURE NEEDS COVERED



### TABLE TOPS

---

100's of decors, sizes and customisation opportunities spread across 7 Table Top Ranges, with options for Indoor and Outdoor use, we have a Table Top to meet any requirement.

**SEE PAGES 6 TO 51**



### TABLE BASES

---

11 Table Base and Frame styles, coffee, dining and poseur heights available, with options for Indoor and Outdoor use. As standard in Black or Stainless Steel, all our bases can be powder coated to meet your design brief.

**SEE PAGES 52 TO 87**



### CHAIRS

---







We offer 6 different styles of Polypropylene chair to compliment your chosen Table top and Table Base. Suitable for both Indoor and Outdoor use and in a multitude of colour options to complete your ordering journey.

**SEE PAGES 88 TO 119**

# CONTENTS














## TABLE TOPS 6













TUFF TOP® PREMIUM LAMINATE		<b>8</b>
TUFF TOP® ORIGINAL		<b>24</b>
ULTRATOP® COMPACT LAMINATE		<b>28</b>
SOLID WOOD		<b>32</b>
RUSTIC WOOD		<b>40</b>
WERZALIT		<b>44</b>



## TABLE BASES 52






THE QUATTRO		<b>54</b>
THE FORZA		<b>58</b>
THE DANILO		<b>64</b>
THE MANOR		<b>70</b>
THE MADRID		<b>72</b>
THE MALAGA		<b>74</b>
THE CONTINENTAL		<b>76</b>
HAIRPIN LEGS		<b>78</b>
THE PHOENIX		<b>80</b>
THE BISTRO		<b>84</b>
THE MANHATTAN FRAME		<b>86</b>

**CHAIRS 88**

THE ZEST		90
THE STRATA		94
THE FRESCO		98
THE PARIS		102
THE VIBE		104
THE VIBE TABLE		108
SOLAS PARASOL		110
THE VIBE / SOLAS SETS		111
THE CANTERBURY		112
THE CANTERBURY TABLE		116
PLAZA PARASOL		118
THE CANTERBURY / PLAZA SETS		119



**ADDITIONAL SERVICES 120**

ORDERING SWATCHES		122
IPAN IPAN WIRELESS CHARGING		124
POWDER COATING		126
METAL INSERTS & FIXINGS		128
CABLE PORTS & PARASOL HOLES		129





Round Tuff Top® Premium table top in Flamingo Pink (page 14) with a Gold Metallic Edging (page 21)

# TABLE TOPS

# TUFF TOP® PREMIUM LAMINATE

Our high quality and attractive Tuff Top® Premium Laminate tabletops are perfect for any commercial hospitality, office or canteen-based dining environment. These tops are manufactured in the UK using only premium branded laminates which are scratch resistant and heat resistant to 180 °C. The ultimate in durability.

Round Tuff Top® Premium table top in White Carrara Marble (page 15) with a Copper Metallic Edging (page 21)



SWATCH SAMPLES  
ARE AVAILABLE FOR  
EVERY TABLETOP  
TYPE AND DÉCOR  
THAT WE  
OFFER







Heat resistant to 180 °C, and scratch resistant to suit any indoor environment



FSC certified MDF Core



Bespoke edge shape and colour



Antimicrobial, easy clean, wipeable surface



5 year structural warranty



2mm impact resistant ABS edge as standard



Metal insert service

IN STOCK & MADE TO ORDER

# STOCKED DÉCORS & SIZES



700mm Round White Tuff Top® Premium stocked Laminate (page 10) on a Danilo Medium Dining Height Base (page 68) with 2 Strata Anthracite Side Chairs (page 97)  
Product code: SSRMD001-700DLWHI-STRANT2

## STOCKED DÉCORS (25MM)

We hold 4 of our most popular décors in stock, available for same day despatch.



WHITE

Colour code: LWHI  
Décor code: 8100



OAK

Colour code: LOAK  
Décor code: H3368 ST9



WALNUT

Colour code: LWAL  
Décor code: H3734 ST9






WENGE

Colour code: LWEN  
Décor code: H1137 ST12

## STOCKED SIZES

Round, Square and Rectangle shapes, with up to 10 size variations for each décor.

TABLE SHAPE	SIZE
	500 × 500mm
	600 × 600mm
	700 × 700mm
	800 × 800mm
	600mm diameter
	700mm diameter (white only)
	800mm diameter (white only)
	900mm diameter (white only)
	1000mm diameter (white only)
	1200 × 700mm

# TUFF TOP® PREMIUM HIGH GLOSS






## WITH METALLIC GOLD EDGING

- Luxury high gloss look, with scratch resistant finish
- 25mm Contract grade laminate, suitable for a busy hospitality setting
- Heat resistant to 180 °C to suit any indoor environment.
- Easy clean, wipeable surface

SWATCH SAMPLES ARE AVAILABLE FOR EVERY TABLETOP TYPE AND DÉCOR THAT WE OFFER



Tuff Top® Premium - High Gloss Table Top in Marbled Cappuccino with Metallic Gold edging on a Bistro Dining Height Base (page 85) Powder Coated Gold (page 126) with 2 Fresco Side Chairs (page 101)

TABLE SHAPE	SIZE
	600 × 600mm
	700 x 700mm
	700mm diameter
	1200 × 700mm



CALACATTA MARBLE

Code: F3460



MARBLED CAPPUCCINO

Code: F9482



# MADE TO ORDER PREMIUM LAMINATE



Our Tuff Top® Premium laminate range has over 100 décors for you to choose from. A massive selection of Solid / Block colours, Wood Effect décors, and Stone Effect décors. We want to give you the option to fulfil any design brief or meet any brand theme that you want to achieve.

## THICKNESS

Available as standard as a 25mm thickness, or as a 40mm thickness for an additional charge - see price list



25MM (STANDARD)






40MM



700mm Round White Carrara Marble Tuff Top® Premium MTO Top with Metallic Gold ABS Edging on a Danilo Round Medium Dining height Base (page 68) Powder Coated Gold (page 126)

## MADE TO ORDER SIZES

TABLE SHAPE	SIZE
	500 x 500mm
	600 x 600mm
	700 x 700mm
	800 x 800mm
	900 x 900mm
	1000 x 1000mm
	1200 x 1200mm
	600mm diameter
	700mm diameter
	800mm diameter
	900mm diameter
	1000mm diameter
	1200mm diameter
	700 x 600mm
	1000 x 500mm
	1000 x 600mm
	1100 x 700mm
	1200 x 600mm
	1200 x 700mm
	1200 x 750mm
	1200 x 800mm
	1200 x 1000mm
	1400 x 700mm
	1400 x 800mm
	1400 x 1000mm
	1400 x 1200mm
	1500 x 700mm
	1500 x 750mm
	1500 x 800mm
	1500 x 1000mm
	1500 x 1200mm
	1600 x 700mm
	1600 x 800mm
	1600 x 1000mm
	1600 x 1200mm
	1700 x 700mm
1800 x 700mm	
1800 x 800mm	
1800 x 1000mm	
1800 x 1200mm	
2000 x 700mm	
2000 x 800mm	
2000 x 1000mm	
2000 x 1200mm	



600mm diameter Black Pietra Grigia  
25mm thick Tuff Top® Premium laminate  
top with Bronze ABS edging  
Product code: P600DL25F206BRO

# EGGER DÉCORS




## BLOCK DÉCOR COLOURS



ALPINE WHITE

Code: W1100 ST9



CREAM

Code: W911 ST15



CITRUS YELLOW

Code: U131 ST9



CURRY YELLOW

Code: U163 ST9



ORANGE

Code: U332 ST9



CHINA RED

Code: U321 ST9



FLAMINGO PINK

Code: U363 ST9



TURQUOISE BLUE

Code: U633 ST9



DELFT BLUE

Code: U525 ST9



DARK VIOLET

Code: U414 ST9



PISTACIO GREEN

Code: U608 ST9



LIME GREEN

Code: U630 ST9



LIGHT GREY

Code: U708 ST9



GRAPHITE GREY

Code: U961 ST2



Round Tuff Top® Premium table top in Flamingo Pink with a Gold Metallic Edging (page 21) on a Forza Small Square Dining Height Table Base (page 60) Powder Coated Gold (page 126)  
Product code: PCBL7786GOLDBSSD001-P600DL25U363

STONE EFFECT DÉCOR COLOURS



WHITE LEVANTO  
MARBLE

Code: F812 ST9



WHITE CARRARA  
MARBLE

Code: F204 ST9



WHITE  
CHROMIX

Code: F637 ST16




CHROMIX  
SILVER

Code: F638 ST16



LIGHT  
CONCRETE

Code: F274 ST9



LIGHT GREY  
CHICAGO CONCRETE

Code: F186 ST9



LIGHT CEFALU  
CONCRETE

Code: F823 ST10



GREY SIENA  
MARBLE

Code: F095 ST87



FERRO  
BRONZE

Code: F302 ST87



DARK GREY  
CHICAGO CONCRETE

Code: F187 ST9




ANTHRACITE PIETRA  
GRIGIA

Code: F205 ST9



ANTHRACITE METAL  
ROCK

Code: F121 ST87



ANTHRACITE JURA  
SLATE

Code: F242 ST10




SILVER GREY METAL  
SLATE

Code: F628 ST16



BLACK PIETRA  
GRIGIA

Code: F206 ST9



BLACK GOLD METAL  
SLATE

Code: F629 ST16



600mm Round Light Grey Chicago Concrete  
Tuff Top® Premium MTO Top with Metallic  
Champagne ABS edging  
Product code: P600DL25F186CHA

# EGGER DÉCORS



## WOOD EFFECT DÉCOR COLOURS



WHITEWOOD

Code: H1122 ST22



CASCINA PINE

Code: H1401 ST22



NATURAL DAVOS OAK

Code: H3131 ST12



NATURAL MANDAL MAPLE

Code: H3840 ST9



GREY BARDOLINO OAK

Code: H1146 ST10




OAK BUTCHER BLOCK

Code: H193 ST12



NATURAL WILD OAK

Code: H1318 ST10



BRAMBERG PINE

Code: H1487 ST22



ELLMAU BEECH

Code: H1582 ST15



NATURAL LANCASTER OAK

Code: H3368 ST9




1600 x 900mm Rectangle Tuff Top® Premium tabletop in Dark Hunton Oak H2033  
Product code: P1600900L25H2033



VERONA CHERRY

Code: H1615 ST9



NATURAL BROWN BRANSON ROBINIA

Code: H1251 ST19



NATURAL DIJON WALNUT

Code: H3734 ST9



SHOREWOOD

Code: H3090 ST22



GREY BROWN WHITERIVER OAK

Code: H1313 ST10



GREY NEBRASKA OAK

Code: H3332 ST10





700mm Square Tuff Top® Premium table top in Black Brown Soarano Oak H1137  
 Product code: 700700LWEN



GREY SANTA FE OAK

Code: H1331 ST10



NATURAL CARINI WALNUT

Code: H3710 ST12



TRUFFLE BROWN DAVOS OAK

Code: H3133 ST12




VINTAGE SANTA FE OAK

Code: H1330 ST10



DARK HUNTON OAK

Code: H2033 ST10



MALI WENGE

Code: H3058 ST22



TOBACCO PACIFIC WALNUT

Code: H3702 ST10




GOLDEN PATINA

Code: F411 ST20



ANTHRACITE FINELINE METALLIC

Code: H3190 ST19



STOCK DÉCOR

BLACK-BROWN SORANO OAK

Code: H1137 ST12

# FORMICA FUNDAMENTALS

## BLOCK DÉCOR COLOURS

				
WHITE Code: 8100	SHEER WHITE Code: 6463	SIGNAL WHITE Code: 6464	DOVE Code: 8084	RN GREY Code: 2301
				
LINEN Code: 8082	BUTTERMILK Code: 0527	SUNLIT YELLOW Code: 5901	BUCKTHORNE Code: 8077	ROSSO Code: 6472
				
FUCHSIA Code: 8081	ORCHID Code: 5346	ROYAL BLUE Code: 8183	TOBAGO BLUE Code: 8079	POMME Code: 8078
				
SILK GREY Code: 6466	QUICKSILVER Code: 8180	PLASTER GREY Code: 8085	COAL GREY Code: 8086	FLINT GREY Code: 8087
				
HEMP Code: 8033	PLATINUM Code: 8178	PEWTER GREY Code: 6632	GRANITE GREY Code: 6467	JET BLACK Code: 6468



STONE EFFECT DÉCOR COLOURS



AILSA

Code: 0197



GREY DOTS

Code: 6691




GYPSUM

Code: 8095



CEMENT

Code: 8094



CHARCOAL SPLATTER

Code: 0195

WOOD EFFECT DÉCOR COLOURS



PURE BEECH

Code: 8089



MOUNTAIN MAPLE

Code: 6683



SEN ASH

Code: 7617



SUMMER OAK

Code: 6688



CALM ASH

Code: 8088



BRUNETTE WALNUT

Code: 8092




CLASSIC BEECH

Code: 6684



WARM CHERRY

Code: 8634



DURHAM OAK

Code: 0447




BIELLA WALNUT

Code: 6690




CLASSIC CHERRY

Code: 8090



PITCH WALNUT

Code: 8093



BATU WENGE

Code: 6685



# CONTRAST ABS EDGING

Contrast ABS edging offers an alternative finish to your top. We have 35 décors available through our catalogue, with hundreds more available through discussion with our Sales Team.

- Option to add an extra dimension to your tabletop
- 100's of variations to choose from
- 2mm thick impact and scratch resistant
- Easy To Clean

## BLOCK EDGING COLOURS



TRAFFIC YELLOW  
MINIPEARL

Code: 041.313



YELLOW GREEN  
MINIPEARL

Code: 041.65



ATLANTIC  
MINIPEARL

Code: 041.542



CHILLI RED  
MINIPEARL

Code: 041.4007



BLACK  
MINIPEARL


Code: 041.299



(On the left) 2 Strata Yellow Side Chairs (page 97) with a 700mm Square White Tuff Top® Premium table top (page 18) finished with a Traffic Yellow Minipearl edge on a Phoenix Large base (page 83)


(On the right) 2 Zest Bright Green side chairs (page 93) with a 700mm Round White Tuff Top® Premium table top (page 10) finished with a Yellow Green Minipearl edge on a Bistro Dining Height base (page 85)

## PASTEL EDGING COLOURS



WHITE GREY  
MINIPEARL

Code: U41.2445




LIGHT VANILLA  
MICROSTRUCTURE

Code: 04S.1015




DUSTY PINK  
MINIPEARL

Code: 041.4256



VELVET GREEN  
MINIPEARL

Code: 041.607



AVOKADO  
MICROSTRUCTURE

Code: 04S.6511



## CORNERS

Available with Square or Radius Corners



Square Corner



50mm Radius Corner

3 Zest Red Side Chairs (page 93) with a 1200 x 600mm Alpine White Tuff Top® Premium Table top (page 14) with 50mm Radius Corners on a Danilo Twin Columned Dining Height Base (page 67)

## METALLIC EDGING COLOURS



ALU CHAMPAGNE  
BRUSHED

Code: 047.9252



ALU SILVER  
BRUSHED

Code: 047.9230



ALU COPPER  
BRUSHED

Code: 047.9258



ALU GOLD  
BRUSHED

Code: 047.9259



ALU BRONZE  
BRUSHED

Code: 047.9256



SLICED ASH ACROSS  
NATURAL SMOOTH

Code: 045.9762



REAL MULTIPLEX  
SMOOTH

Code: 095.0770



BARNWOOD  
OXIDISED WOOD PORE

Code: 046.9586



SULAWESI MACASSAR  
BROWN SMOOTH



Code: 045.7346



BLACK WOODEN  
STRUCTURED

Code: 04F.2990


## WOOD EFFECT EDGING COLOURS



# CONTRAST ABS EDGING

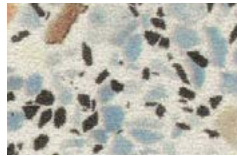
MADE TO ORDER

## STONE EFFECT EDGING COLOURS



CARRARA MARBLE SMOOTH

Code: 045.9746




MOSAİK CORFU MINIPEARL

Code: 048.9975




ENGELSBERG MARBLE MINIPEARL

Code: 048.8596



ANTHRACITE GRANITE MINIPEARL


Code: 048.9868



BLACK MARBLE MINIPEARL

Code: 048.8607

## TEXTILE EFFECT EDGING COLOURS



WEAVE SLATE GREY MINIPEARL

Code: 048.8982



PLATINUM GREY TWIST SMOOTH

Code: 045.9041



BRUXELLES MINIPEARL

Code: 048.8972



TEXWOOD BLACK SMOOTH

Code: 045.9008



MICROPIX NOIR SMOOTH


Code: 045.9615

## PATTERNED EDGING COLOURS



TOUCH OF MADNESS MINIPEARL

Code: 048.9599



GRAPHIC CONCRETE SMOOTH

Code: 045.9732



PLANE TREE SMOOTH

Code: 045.7321



SPIRA GRAU SMOOTH

Code: 045.9970



REPTILE MINIPEARL

Code: 048.8751

# BESPOKE EDGE PROFILES

## WITH PAINTED EDGE

An alternative to ABS edging, why not complete your Bespoke Tuff Top® Premium tabletop with one of our 11 alternative painted profile edge options to add a dynamic and unique finishing touch to your tabletop. Your painted edge can be painted in a solid colour that best matches your chosen surface decor, painted in a contrast colour to compliment the surface décor, or finished as a lacquered polished edge. Contact our amazing sales team today to discuss your requirements.



45 DEGREE EDGE PROFILE



47 DEGREE EDGE PROFILE



ARISSED EDGE PROFILE



CONVEX EDGE PROFILE



FULL ROUND EDGE PROFILE



INCUT EDGE PROFILE



NEW EDGE - EDGE PROFILE



PENCIL ROUND EDGE PROFILE



PENCIL ROUND TOP AND BOTTOM EDGE PROFILE



SQUARE EDGE PROFILE



STEP AND ROUND EDGE PROFILE



# TUFF TOP® ORIGINAL



Tuff Top® Original tabletops are the practical choice for any busy establishment. Budget considerations? Durable, easy to clean and maintain, these tabletops are ideal for a wide range of commercial environments.



SWATCH SAMPLES ARE AVAILABLE FOR EVERY TABLETOP TYPE AND DÉCOR THAT WE OFFER



1200 x 700mm Grey Nebraska Oak Tuff Top® Original top on a Phoenix Twin Dining height Table Base (page 83)





Resilient to scratches and heat resistant to 90° C



FSC certified MFC Core



Easy clean, wipeable surface



5 year structural warranty



2mm impact resistant ABS edge as standard



Metal insert service

IN STOCK & MADE TO ORDER

# TUFF TOP® ORIGINAL

Heat resistant to 90 °C and edged in high quality 2mm impact resistant ABS edging, the Tuff Top® Original range is perfect for any busy canteen, breakout area, or commercial hospitality environment.




## THICKNESS

Available as standard as a 25mm thickness






25MM

## STOCKED SIZES (25MM)

TABLE SHAPE	SIZE
	600 x 600mm
	700 x 700mm
	800 x 800mm
	600mm diameter
	700mm diameter
	800mm diameter
	1000mm diameter (white only)
	1200mm diameter (white only)
	1000 X 600mm (white only)
	1200X 700mm
	1200 X 800mm
	1500 X 700mm (white only)

## MADE TO ORDER SIZES

TABLE SHAPE	SIZE
	500 x 500mm
	750 x 750mm
	900 x 900mm
	900mm diameter
	1000mm diameter
	1200mm diameter
	700 X 600mm
	800 X 600mm
	900 X 600mm
	1000 X 500mm
	1000 x 600mm
	1100 X 700mm
	1200 X 600mm
	1200 X 750mm
	1400 X 600mm
	1400 X 700mm
	1400 X 800mm
	1400 X 1000mm
	1500 X 600mm
	1500 x 700mm
	1500 X 750mm
	1500 X 800mm
	1500 X 1000mm
1600 X 600mm	
1600 X 700mm	
1600 X 800mm	
1600 X 1000mm	
1800 X 600mm	
1800 X 700mm	
1800 X 800mm	
1800 X 1000mm	
2000 X 800mm	
2000 X 1000mm	



**BEECH**  
Code: MBEE  
Décor code: D381



**BLACK**  
Code: MBLA  
Décor code: U999



**LIGHT GREY CHICAGO CONCRETE**  
Code: MCON  
Décor code: F186




**GREY NEBRASKA OAK**  
Code: MNEB  
Décor code: H3332




**OAK**  
Code: MOAK  
Décor code: H1334



**WALNUT**  
Code: MWAL  
Décor code: H3734



**WENGE**  
Code: MWEN  
Décor code: H1137



**WHITE**  
Code: MWHI  
Décor code: W980

# ULTRATOP® COMPACT LAMINATE



Our Ultratop® Compact Laminate Table tops offer an incredibly durable and modern solution to those venues looking for a sleek minimalist design that can withstand anything that your customers and Mother Nature herself can throw at them.

790mm Round Portoro Marble Ultratop®  
Compact Laminate Tabletop (page 31)



**ULTRATOP®**  
BE STRONG



Hard wearing surface can accommodate items with a temperature of up to 180 °C



5 year structural warranty



Easy Wipe clean and stain resistant surface – perfect for the current environment



Fixing groove system compatible with all 4 Star shaped table base spiders for ease of assembly



12mm slimline profile

IN STOCK

SUITABLE FOR BOTH INDOOR AND OUTDOOR USE




# ULTRATOP® COMPACT LAMINATE



At only 12mm thick these tops have an extremely slim profile, yet with our 10 stylish colourways they will also lend themselves brilliantly to a large range of interior and exterior themes. Stain resistant, easy to clean and weatherproof, our compact laminate tabletops are suitable for any dining or drinking area, inside or out.

## THICKNESS



Available as standard as a 12mm thickness



12MM

Find out how the fixing groove system works by watching our video.



TABLE SHAPE	SIZE (12MM)
	590 x 590mm
	690 x 690mm
	790 x 790mm
	590mm diameter
	690mm diameter
	790mm diameter



Fixing groove system



690mm Round Golden Rust Ultratop® Compact Laminate Tabletop with Zest Pearl Grey Side Chairs (page 93)



590mm Round White Marble Ultratop® on a Madrid Flip Top Dining height Base (page 73)  
Product code: 590DCLWHIMAR-MADFTD001



# ULTRATOP® DÉCORS

## DÉCOR COLOURS



WHITE

Code: CLWHI




WHITE MARBLE

Code: CLWHIMAR



RUSTIC CONCRETE

Code: CLRUSCON



TERAZZO

Code: CLTER



VINTAGE WOOD

Code: CLVINWOO



GOLDEN RUST

Code: CLGOLRUS



METALLIC ANTHRACITE

Code: CLMETANT




MARQUINA MARBLE

Code: CLMARMAR



PORTORO MARBLE

Code: CLPORMAR



BLACK

Code: CLBLA



690mm Square Metallic Anthracite Ultratop® Compact Laminate Tabletop with a Continental 4 Leg Base (page 77) and 2 Paris Armchairs (page 103)  
Product code: CON4-690690CLMETANT-PARISARM2

# SOLID WOOD TABLETOPS



Made To Order Solid Wood tabletops are the perfect complement to those venues looking for high quality wooden tops to complete their desired design theme.

1200 x 700mm Wenge Solid Wood top on a Phoenix Twin Dining height Table Base (page 83)

SWATCH SAMPLES  
ARE AVAILABLE FOR  
EVERY TABLETOP  
TYPE AND DÉCOR  
THAT WE  
OFFER







Durable construction, with Strengthening bars to ensure the natural wood does not lose its shape



PU lacquer finish for stain resistance and easy cleaning



Can be stained in your choice of colour



5 year structural warranty



Solid wood – so can be refinished in the future



Bespoke edge shape






# SOLID WOOD TABLETOPS

Available in 25mm, 34mm or 50mm, our Solid Wood tops will add a touch of class to any pub, restaurant, café, club, or hotel, and can even be colour stained upon request to match any pre-existing stain colours that you may already have. Available 3 different thicknesses and in 27 different sizes (with many more sizes available though discussion with our sales team), there's a solid wood top to suit any requirement.



Bistro Dining height base (page 85) with a 700mm Round Wenge Solid Wood top  
Product code: BIS4D001-700DSAWEN

TABLE SHAPE	SIZE
	500 x 500mm
	600 x 600mm
	700 x 700mm
	750 x 750mm
	800 x 800mm
	900 x 900mm
	600mm diameter
	700mm diameter
	800mm diameter
	900mm diameter
	1000mm diameter
	1200mm diameter
	1000 x 500mm
	1000 x 600mm
	1100 x 700mm
	1200 x 600mm
	1200 x 700mm
	1200 x 750mm
	1200 x 800mm
	1400 x 700mm
	1500 x 700mm
	1500 x 750mm
	1500 x 800mm
	1600 x 800mm
	1800 x 700mm
	1800 x 800mm
	2000 x 800mm





OAK

---

GOLDEN OAK

---



MAHOGANY

---

WENGE

---

# SOLID WOOD TABLETOPS



RAW



CLEAR LACQUER



LIMED ASH



AVAILABLE IN  
SQUARE, ROUND  
& RECTANGULAR  
SHAPES



Bistro Dining height base (page 85) with a 700mm Round Wenge Solid Wood top and 2 Paris Armchairs (page 103)  
Product Code: BIS4D001-700DSAWEN-PARISARM2



**THE WHITE HORSE**  
ALL DAY BREAKFAST MENU

**PATROL & PORRIDGE**

Hot Breakfast Porridge	20.99
Hot Breakfast Porridge with Fruit	23.99

**PANCAKES**

Butterfly Pancake	12.99
Hot & Cold Pancake	14.99
Chocolate Pancake	16.99

**Waffles**

Hot Waffle	12.99
Hot Waffle with Fruit	14.99
Hot Waffle with Chocolate	16.99

**POKE BOWL**

Hot Poke Bowl	12.99
Hot Poke Bowl with Fruit	14.99
Hot Poke Bowl with Chocolate	16.99

Forza Small Round Dining Height Base (page 62)  
with 700mm Round Wenge Solid Wood Top

# EDGE PROFILES

Finished as standard with a square edge, why not complete your Solid Wood tabletop with one of our 10 alternative profile edge options to add a dynamic and unique finishing touch. Create a stunning and eye catching design that serves as a talking point for all your customers.

SEE LATEST OPTIONS  
ON OUR WEBSITE

A technical line drawing of a table edge profile. It shows a rectangular cross-section of a table top with a beveled edge. The bevel is cut at an angle, creating a flat surface on the top and a vertical surface on the side. The drawing is enclosed in a thin blue border.

The square edge is the standard profile, or choose from one of our 10 alternative edges below:



SQUARE EDGE



ARISSED EDGE



PENCIL ROUND EDGE



PENCIL ROUND  
TOP AND BOTTOM EDGE



FULL ROUND EDGE



CONVEX EDGE



STEP AND ROUND EDGE



INCUT EDGE



NEW EDGE



47 DEGREE EDGE



45 DEGREE EDGE



# RUSTIC WOOD TABLETOPS



Made To Order Rustic Wood tabletops are the perfect complement to those venues looking for tops where the natural characteristics of the wood are appreciated as a truly charismatic feature. 34mm thick and available in 9 different sizes (with many more sizes available through discussion with our sales team), our Rustic Wood tops are perfect for those venues looking to create the Industrial vibe.

Our Rustic Wood Tabletops are made to embrace the natural characteristics of the real wood that they are made from. Each table is unique, with the knots and grooves of the wood still present as a feature, providing you with a stunning finish. If you prefer a smooth natural wood finish then please see our Solid Wood range (page 32).

SWATCH SAMPLES  
ARE AVAILABLE FOR  
EVERY TABLETOP  
TYPE AND DÉCOR  
THAT WE  
OFFER







Durable construction, with Strengthening bars to ensure the natural wood does not lose its shape



PU lacquer finish for stain resistance and easy cleaning



Can be stained in your choice of colour



5 year structural warranty for peace of mind



Solid wood – so can be refinished in the future






700mm Square 34mm Thick Rainbow Pine Rustic Wood Top with 4 Hairpin legs (page 79)

# RUSTIC WOOD TABLETOPS

34mm thick and available in 9 different sizes (with many more sizes available through discussion with our sales team), our Rustic Wood tops are perfect for those venues looking to create the Industrial vibe.



TABLE SHAPE	SIZE
	600mm Square
	700mm Square
	800mm Square
	600mm Round
	700mm Round
	800mm Round
	1100 x 700mm
	1200 x 700mm
	1200 x 800mm

Other bespoke sizes are available.



BARREL



DRIFTWOOD




INDUSTRIAL PINE

---



JETTY

---




RAINBOW PINE

---



STRIPPED PINE

---



# WERZALIT TABLETOPS



The Werzalit brand has been established for over 90 years and are one of our top choices for outdoor commercial tabletops. Werzalit Outdoor tabletops are the standard for anyone looking for weatherproof and UV resistant dining tables. We offer 50 different decors (6 from stock) and 8 different sizes, meaning you can achieve any look and meet any contract seating criteria that your commercial hospitality venue may have. Add to that our 5 Year structural warranty, and you'll see that the Werzalit Outdoor tabletops are brilliant for any pub, commercial hospitality venue, canteen or breakout room where a quality top suitable for any environment, indoors or outdoors, is needed.

SUITABLE FOR  
BOTH INDOOR AND  
OUTDOOR USE





Scratch, and impact resistant, heat resistant to 180 °C making them a highly durable option for busy environments



Easy clean, wipeable surface



Weatherproof and UV resistant to suit any environment, outdoors and indoors



FSC Certified, with a 100% recycled core



5 year warranty for peace of mind



Molded Metal Edging available



Metal insert service

**werzalit®**




since 1923.

Werzalit 800mm Square White Stocked tops on Madrid Flip Top Bases (page 73) with Red and Anthracite Strata chairs (page 97)



# STOCK TABLETOPS

We hold stock of 6 of the best selling decors, available in 7 Sizes for Same Day Despatch.\*

TABLE SHAPE	SIZE (27MM DEPTH)
	600mm Square
	700mm Square
	800mm Square
	600mm Round
	700mm Round
	800mm Round
	1100 x 700mm



WHITE

Product code: WZ001



CITY

Product code: WZ029

**werzalit**<sup>®</sup>  
since 1923.

IN STOCK



BLACK

Product code: WZ055



ARIZONA

Product code: WZ119



MARBLE DE GENES

Product code: WZ121



PONDEROSA GREY




Product code: WZ179



# TOP 30 DÉCORS



Werzalit's Top 30 Décor are available through our Made To Order Bespoke service on a 3 to 4 week lead time (unless otherwise stated).

TABLE SHAPE	SIZE	LEAD TIME
	600mm Square	3 to 4 weeks
	700mm Square	
	800mm Square	
	600mm Round	3 to 4 weeks
	700mm Round	
	800mm Round	4 to 6 weeks
	1100 x 700mm	4 to 6 weeks
	1200 x 800mm	



WHITE

Code: WZ001



CITY

Code: WZ029




COLORADO

Code: WZ033



TRAVERTIN

Code: WZ034



BLACK

Code: WZ055



ALU

Code: WZ056



INDIANA

Code: WZ057



PALISSADE GREY

Code: WZ065



ANTHRACITE

Code: WZ084



PALISSADE BOIS

Code: WZ096



**werzalit**<sup>®</sup>  
since 1923.



WENGE

Code: WZ103



ARIZONA

Code: WZ119



MARBLE DE GENES

Code: WZ121



EX WORKS

Code: WZ122



PALISSADE WHITE

Code: WZ150



MARBLE SIENNA

Code: WZ174



PONDEROSA WHITE

Code: WZ178



PONDEROSA GREY

Code: WZ179



MARBLE ALMERIA

Code: WZ209



MARBLE MARQUINA

Code: WZ210



MONTPELLIER

Code: WZ214



RUSTBROWN

Code: WZ223



KROMY ROUGE

Code: WZ261



KBANA ROUGE

Code: WZ271



FINDUS

Code: WZ295



FINDUS GREY

Code: WZ296



OAK ANTIC

Code: WZ316



PINIE

Code: WZ321



KANSAS

Code: WZ508







NEW BOSTON

Code: WZ520

# ADDITIONAL DÉCORS

We offer an additional 20 décors through our Made To Order Bespoke Werzalit service, available in 8 Sizes on a 4 to 6 week lead time.

TABLE SHAPE	SIZE
	600mm Square
	700mm Square
	800mm Square
	600mm Round
	700mm Round
	800mm Round
	1100 x 700mm
	1200 x 800mm



BEECH

Code: WZ019



TEMPERA SILVER

Code: WZ046




FACTORY

Code: WZ083



PUNTINELLA

Code: WZ112



WALNUSS

Code: WZ116



MARBLE SICILE

Code: WZ144



OAK MILLED

Code: WZ170



KBANA TAUPE

Code: WZ211



PLANK BLUE

Code: WZ264



PLANK RED

Code: WZ266

**werzalit**<sup>®</sup>  
since 1923.




LAGOS

Code: WZ504



ENEA

Code: WZ505



VERONA

Code: WZ506



SHANIKO

Code: WZ509



CHADNA

Code: WZ510

## NEW DÉCORS FOR 2023



NAXOS

Code: WZ521



SYLVA

Code: WZ522



AZRAK

Code: WZ523




TAIGA

Code: WZ524



THOR

Code: WZ525



Why not complete your Werzalit bespoke table top with a Moulded metal edging ring option. Available in either real Brass or Stainless Steel, the moulded metal edging is available on any 600mm or 700mm Round Tabletops within our Top 30 or Additional Décors range.





Madrid Flip Top Table Bases shown (page 73)

# TABLE BASES

# THE QUATTRO BASE



Sturdy cast iron table base in a popular pyramid style, the Quattro will provide a strong linear style to compliment a multitude of settings. The Quattro base is an ideal and easy inclusion into any restaurant, pub, bar, or café environment.

Quattro Twin Dining Height base with a 1200 x 700mm White Tuff Top® Premium stocked top (page 10) and 4 Light Grey Strata chairs (page 97)



Strong, sturdy, durable and heavy single columned base with Anti Spin mechanism



Adjustable feet



Metal insert service



Powder coated finish means this is knock and scratch resistant, and easy to clean



5 year structural warranty



Can be cut down



Popular black design, fits in a range of different social settings



Powder coating service available

IN STOCK

# THE QUATTRO

Available in 3 sizes including the rectangular Single Pedestal and Twin columned bases, as well as 3 heights - Coffee, Dining and Poseur.

Colour	Black
Finish	Dimpled / glossy
Shape	Square, rectangle
Base group height	Coffee, dining, poseur
Size	Medium, single pedestal, twin
Stocked or made to order	Stocked product



Quattro Twin Dining Height base with an 1100 x 700mm stocked Black Werzalit top (page 46) and 4 Green Strata chairs (page 97)





MEDIUM COFFEE

Max top size: ● 1000mm ■ 800x800mm  
 Base dims: W430mm x D430mm  
 Base height: 480mm | Weight: 14.5kg

Product code: BPMC001



MEDIUM DINING

Max top size: ● 1000mm ■ 800x800mm  
 Base dims: W430mm x D430mm  
 Base height: 730mm | Weight: 15.5kg

Product code: BPMD001



MEDIUM POSEUR

Max top size: ● 1000mm ■ 800x800mm  
 Base dims: W430mm x D430mm  
 Base height: 1050mm | Weight: 16.9kg

Product code: BPMP001



SINGLE PEDESTAL COFFEE

Max top size: ■ 1200x800mm  
 Base dims: W550mm x D400mm  
 Base height: 480mm | Weight: 18.5kg

Product code: BPRSC001



SINGLE PEDESTAL DINING

Max top size: ■ 1200x800mm  
 Base dims: W550mm x D400mm  
 Base height: 730mm | Weight: 19.5kg

Product code: BPRSD001



SINGLE PEDESTAL POSEUR

Max top size: ■ 1200x800mm  
 Base dims: W550mm x D400mm  
 Base height: 1050mm | Weight: 21kg

Product code: BPRSP001



TWIN COFFEE

Max top size: ■ 1600 x 1900mm  
 Base dims: W800mm x D400mm  
 Base height: 480mm | Weight: 31.1kg

Product code: BPTC001



TWIN DINING

Max top size: ■ 1600 x 1900mm  
 Base dims: W800mm x D400mm  
 Base height: 730mm | Weight: 33.1kg

Product code: BPTD001



TWIN POSEUR

Max top size: ■ 1600 x 1900mm  
 Base dims: W800mm x D400mm  
 Base height: 1050mm | Weight: 35.9kg

Product code: BPTP001

# THE FORZA BASE



The Forza range - The timeless design of the Forza, with its classic, slimline profile make this range an easy inclusion into any restaurant, pub, bar, café, canteen or breakout area. With the cast iron base plate and spider, and strong steel column, the powder coated, slightly textured finish on the Forza means this range is highly resistant to knocks

and scratches and is very easy to clean. With both Round and Square versions available the Forza range comprises of 9 different base plate sizes. And with 3 height options available - Coffee, Dining and Poseur - The Forza range will fit nearly any spacial and design requirement.

Forza Small Round Dining Height Table Base with a 700mm Round Solid Wood Tabletop in Wenge (page 34)



Strong, sturdy, durable and heavy single columned base with Anti Spin mechanism



Powder coated finish means this is knock and scratch resistant, and easy to clean



Classic black design, fits in a range of different social settings



Adjustable feet



5 year structural warranty



Metal insert service



Can be cut down




Powder coating service available

IN STOCK

# FORZA SQUARE

Forza Square black powder coated cast iron table base. A timeless design with a slimline profile, the Forza Square is an extremely popular and affordable option suitable for all types of hospitality or office based dining venue. A powder coated finish means this base is highly resistant to knocks and scratches and is easy to clean. The Forza Square range is available in 5 sizes including the Rectangular Single Pedestal and Twin Columned bases, as well as 3 heights - Coffee, Dining and Poseur.

Colour	Black
Finish	Black powder coated
Shape	Square, rectangle
Base group height	Coffee, dining, poseur
Size	extra large, single pedestal, medium, small, twin
Stocked or made to order	Stocked product



Forza Square Medium Dining Height Base with a 700mm Square Oak Tuff Top® Premium Laminate (page 10) Product code: BSSD001700700LOAK



**SMALL COFFEE**

Max top size: ● 1000mm ■ 700x700mm  
 Base dims: W400mm x D400mm  
 Base height: 480mm | Weight: 13.9kg

Product code: BSSC001



**SMALL DINING**

Max top size: ● 1000mm ■ 700x700mm  
 Base dims: W400mm x D400mm  
 Base height: 730mm | Weight: 14.9kg

Product code: BSSD001



**SMALL POSEUR**

Max top size: ● 1000mm ■ 700x700mm  
 Base dims: W400mm x D400mm  
 Base height: 1050mm | Weight: 16.4kg

Product code: BSSP001



MEDIUM COFFEE

Max top size: ● 1200mm ■ 900x900mm  
 Base dims: W450mm x D450mm  
 Base height: 480mm | Weight: 15.6kg

Product code: BSMC001



MEDIUM DINING

Max top size: ● 1200mm ■ 900x900mm  
 Base dims: W450mm x D450mm  
 Base height: 730mm | Weight: 16.6kg

Product code: BSMD001



MEDIUM POSEUR

Max top size: ● 1200mm ■ 900x900mm  
 Base dims: W450mm x D450mm  
 Base height: 1050mm | Weight: 18.1kg

Product code: BSMP001



EXTRA LARGE COFFEE

Max top size: ● 1500mm ■ 1200x1200mm  
 Base dims: W600mm x D600mm  
 Base height: 480mm | Weight: 25.8kg

Product code: BSXC001



EXTRA LARGE DINING

Max top size: ● 1500mm ■ 1200x1200mm  
 Base dims: W430mm x D430mm  
 Base height: 730mm | Weight: 26.8kg

Product code: BSXD001



EXTRA LARGE POSEUR

Max top size: ● 1500mm ■ 1200x1200mm  
 Base dims: W430mm x D430mm  
 Base height: 1050mm | Weight: 28.3kg

Product code: BSXP001



SINGLE PEDESTAL COFFEE

Max top size: ■ 1200x800mm  
 Base dims: W600mm x D400mm  
 Base height: 480mm | Weight: 18.8kg

Product code: BRC001



SINGLE PEDESTAL DINING

Max top size: ■ 1200x800mm  
 Base dims: W600mm x D400mm  
 Base height: 730mm | Weight: 19.7kg

Product code: BRD001



SINGLE PEDESTAL POSEUR

Max top size: ■ 1200x800mm  
 Base dims: W600mm x D400mm  
 Base height: 1050mm | Weight: 20.9kg

Product code: BRP001



TWIN COFFEE

Max top size: ■ 1500x900mm  
 Base dims: W750mm x D400mm  
 Base height: 480mm | Weight: 27kg

Product code: BRTC001



TWIN DINING

Max top size: ■ 1500x900mm  
 Base dims: W750mm x D400mm  
 Base height: 730mm | Weight: 30kg

Product code: BRTD001



TWIN POSEUR

Max top size: ■ 1500x900mm  
 Base dims: W750mm x D400mm  
 Base height: 1050mm | Weight: 31.2kg

Product code: BRTP001

# FORZA ROUND

The Forza Round black powder coated cast iron table base, with its slimline profile and classic design make it an easy inclusion into any hospitality or office based dining environment. A powder coated finish means this base is highly resistant to knocks and scratches and is easy to clean. The Forza Round is available in 4 different sizes and in 3 heights - Coffee, Dining and Poseur.

Colour	Black
Finish	Black powder coated
Shape	Round
Base group height	Coffee, dining, poseur
Size	Large, medium large, medium, small
Stocked or made to order	Stocked product



Forza Round Medium Dining Height Base with a 700mm Round Beech Tuff Top® Original MFC (page 26)  
Product code: BRSD001700DMBEE



## SMALL COFFEE

Max top size: ● 700mm ■ 600x600mm  
Base dims: W400mm x D400mm  
Base height: 480mm | Weight: 11.1kg

Product code: BRSC001



## SMALL DINING

Max top size: ● 700mm ■ 600x600mm  
Base dims: W400mm x D400mm  
Base height: 730mm | Weight: 12kg

Product code: BRSD001



## SMALL POSEUR

Max top size: ● 700mm ■ 600x600mm  
Base dims: W400mm x D400mm  
Base height: 1050mm | Weight: 13.2kg

Product code: BRSP001



MEDIUM COFFEE

Max top size: ● 900mm ■ 700x700mm  
 Base dims: W450mm x D450mm  
 Base height: 480mm | Weight: 13.2kg

Product code: BRMC001



MEDIUM DINING

Max top size: ● 900mm ■ 700x700mm  
 Base dims: W450mm x D450mm  
 Base height: 730mm | Weight: 14.1kg

Product code: BRMD001



MEDIUM POSEUR

Max top size: ● 900mm ■ 700x700mm  
 Base dims: W450mm x D450mm  
 Base height: 1050mm | Weight: 15.3kg

Product code: BRMP001



MEDIUM LARGE COFFEE

Max top size: ● 1000mm ■ 800x800mm  
 Base dims: W500mm x D500mm  
 Base height: 480mm | Weight: 15.2kg

Product code: BRMLC001



MEDIUM LARGE DINING

Max top size: ● 1000mm ■ 800x800mm  
 Base dims: W500mm x D500mm  
 Base height: 730mm | Weight: 16.1kg

Product code: BRMLD001



MEDIUM LARGE POSEUR

Max top size: ● 1000mm ■ 800x800mm  
 Base dims: W500mm x D500mm  
 Base height: 1050mm | Weight: 20.9kg

Product code: BRMLP001



LARGE COFFEE

Max top size: ● 1300mm ■ 1000x1000mm  
 Base dims: W600mm x D600mm  
 Base height: 480mm | Weight: 21.1kg

Product code: BRLC001



LARGE DINING

Max top size: ● 1300mm ■ 1000x1000mm  
 Base dims: W600mm x D600mm  
 Base height: 730mm | Weight: 22kg

Product code: BRLD001



LARGE POSEUR

Max top size: ● 1300mm ■ 1000x1000mm  
 Base dims: W600mm x D600mm  
 Base height: 1050mm | Weight: 23.2kg

Product code: BRLP001

# THE DANILO BASE



The Danilo range - The sleek, elegant and classic design of the Danilo make it an easy inclusion into any Restaurant, Pub, Bar, Café, Canteen or Breakout area. The Danilo has a Steel column, and cast iron plate at the core of the base, with a stainless steel plate on top. The striking stainless steel finish brings a modern and clean dynamic to your dining area, with the brushed steel finish bouncing light and echoing colours to perfectly compliment and accentuate it's location. With both Round and Square versions

available the Danilo range comprises of 6 different base plate sizes. And with 3 height options available - Coffee, Dining and Poseur - The Danilo range will fit nearly any spacial and design requirement.

Danilo Twin Dining Height Base with a Bespoke 1200 x 600mm Alpine White Laminate Tuff Top® Premium Laminate with 50mm Radius Corners (page 14) and 3 Zest Red Chairs (page 93)





Strong, sturdy, durable and heavy single columned base with Anti Spin mechanism



Modern stainless steel finish can help accentuate and reflect a venues colour scheme



Heavy cast iron base plate provides extra weight and durability



Adjustable feet



5 year structural warranty



Metal insert service



Can be cut down



Powder coating service available

IN STOCK

# DANILO SQUARE

The Danilo Square brushed Stainless Steel table base, with its slimline profile and timeless design make it an easy inclusion into any hospitality or office based dining environment. With options to compliment any of the Square or Rectangle Table Tops, the Brushed Steel finish means this base will accentuate any colour or lighting theme the location offers. The Danilo Square is available in 4 different sizes and in 3 heights - Coffee, Dining and Poseur.

Colour	Brushed stainless steel
Finish	Brushed stainless steel
Shape	Square, rectangle
Base group height	Coffee, dining, poseur
Size	Large, medium, single pedestal, twin
Stocked or made to order	Stocked product



Danilo Twin Dining Height Base with a 1200 x 700mm White Tuff Top® Premium Laminate (page 10) and 4 Strata Jute Chairs (page 97) Product code: SSRTD001-1200700LWHI-STRJUT4



## MEDIUM COFFEE

Max top size: ● 1000mm ■ 800x800mm  
 Base dims: W400mm x D400mm  
 Base height: 480mm | Weight: 14.7kg

Product code: SSSMC001



## MEDIUM DINING

Max top size: ● 1000mm ■ 800x800mm  
 Base dims: W400mm x D400mm  
 Base height: 730mm | Weight: 15.7kg

Product code: SSSMD001



## MEDIUM POSEUR

Max top size: ● 1000mm ■ 800x800mm  
 Base dims: W400mm x D400mm  
 Base height: 1050mm | Weight: 16.9kg

Product code: SSSMP001



**LARGE COFFEE**

Max top size: ● 1200mm ■ 1000x1000mm  
 Base dims: W500mm x D500mm  
 Base height: 480mm | Weight: 19.3kg

Product code: SSSLC001



**LARGE DINING**

Max top size: ● 1200mm ■ 1000x1000mm  
 Base dims: W500mm x D500mm  
 Base height: 730mm | Weight: 20.3kg

Product code: SSSLD001



**LARGE POSEUR**

Max top size: ● 1200mm ■ 1000x1000mm  
 Base dims: W500mm x D500mm  
 Base height: 1050mm | Weight: 21.5kg

Product code: SSSLP001



**SINGLE PEDESTAL COFFEE**

Max top size: ■ 1200x800mm  
 Base dims: W600mm x D400mm  
 Base height: 480mm | Weight: 21.2kg

Product code: SSRSC001



**SINGLE PEDESTAL DINING**

Max top size: ■ 1200x800mm  
 Base dims: W600mm x D400mm  
 Base height: 730mm | Weight: 22.2kg

Product code: SSRSD001



**SINGLE PEDESTAL POSEUR**

Max top size: ■ 1200x800mm  
 Base dims: W600mm x D400mm  
 Base height: 1050mm | Weight: 23.4kg

Product code: SSRSP001



**TWIN COFFEE**

Max top size: ■ 1500x900mm  
 Base dims: W750mm x D400mm  
 Base height: 480mm | Weight: 26.8kg

Product code: SSRTC001



**TWIN DINING**

Max top size: ■ 1500x900mm  
 Base dims: W750mm x D400mm  
 Base height: 730mm | Weight: 27.8kg

Product code: SSRTD001



**TWIN POSEUR**

Max top size: ■ 1500x900mm  
 Base dims: W750mm x D400mm  
 Base height: 1050mm | Weight: 29kg

Product code: SSRTP001

# DANILO ROUND

The Danilo Round brushed Stainless Steel table base, with its slimline profile and classic design make it an easy inclusion into any hospitality or office based dining environment. A perfect pedestal for any of our Round Table Tops, the Brushed Steel finish means this base will accentuate any colour or lighting theme the location offers. The Danilo Round is available in 2 different sizes and in 3 heights - Coffee, Dining and Poseur.

Colour	Brushed stainless steel
Finish	Brushed stainless steel
Shape	Round
Base group height	Coffee, dining, poseur
Size	Large, medium
Stocked or made to order	Stocked product



Danilo Round Medium Dining Height Base with a 600mm Round White Tuff Top® Original MFC (page 26) and 2 Strata Yellow Chairs (page 97)  
Product code: SSRMD001-600DMWHI-STRYEL2



**MEDIUM COFFEE**

Max top size: ● 900mm ■ 700x700mm  
Base dims: W450mm x D450mm  
Base height: 480mm | Weight: 14.7kg

Product code: SSRMC001



**MEDIUM DINING**

Max top size: ● 900mm ■ 700x700mm  
Base dims: W450mm x D450mm  
Base height: 730mm | Weight: 15.4kg

Product code: SSRMD001



**MEDIUM POSEUR**

Max top size: ● 900mm ■ 700x700mm  
Base dims: W450mm x D450mm  
Base height: 1050mm | Weight: 16.5kg

Product code: SSRMP001



#### LARGE COFFEE

Max top size: ● 1200mm ■ 1100x1100mm  
Base dims: W600mm x D600mm  
Base height: 480mm | Weight: 22kg

Product code: SSRLC001



#### LARGE DINING

Max top size: ● 1200mm ■ 1100x1100mm  
Base dims: W600mm x D600mm  
Base height: 730mm | Weight: 22.7kg

Product code: SSRLD001



#### LARGE POSEUR

Max top size: ● 1200mm ■ 1100x1100mm  
Base dims: W600mm x D600mm  
Base height: 1050mm | Weight: 23.8kg

Product code: SSRLP001

# THE MANOR BASE



Solid and stately, the Manor base evokes a subtle opulence, adding its own touch to fine dining. With its heavy cast iron base plate and column, the Manor is a perfect inclusion into any dining environment looking to add a decorative, stylish, classy, yet incredibly durable touch to their dining or drinking experience.

Manor Medium Poseur Height Base with a 600mm diameter Grey Chicago 25mm thick Tuff Top® Premium Laminate top with Champagne metallic ABS edging (page 15)



Strong, sturdy and heavy single columned base, provides more leg room around table



Powder coated finish means knock and scratch resistant in busy environments



Easy to clean



Adjustable feet



5 year structural warranty



Metal insert service



Powder coating service available



IN STOCK

Available in 2 base plate sizes and as a dining height or poseur height.

Colour	Black
Finish	Black powder coated
Shape	Round
Base group height	Dining, poseur
Size	Large, medium
Stocked or made to order	Stocked product



**MEDIUM DINING**

Max top size: ● 900mm ■ 700x700mm  
 Base dims: W430mm x D430mm  
 Base height: 720mm | Weight: 18kg

Product code: MANMD001



Manor Medium Dining height Base with a 600mm Round Black Tuff Top® Original top (page 26)  
 Product code: MANMD001-600MBLA



**MEDIUM POSEUR**

Max top size: ● 900mm ■ 700x700mm  
 Base dims: W430mm x D430mm  
 Base height: 1100mm | Weight: 21.2kg

Product code: MANMP001



**LARGE DINING**

Max top size: ● 1100mm ■ 800x800mm  
 Base dims: W550mm x D550mm  
 Base height: 720mm | Weight: 24kg

Product code: MANLD001



**LARGE POSEUR**

Max top size: ● 1100mm ■ 800x800mm  
 Base dims: W550mm x D550mm  
 Base height: 1100mm | Weight: 26.2kg

Product code: MANLP001

# THE MADRID BASE



The Madrid Flip Top table base uses incredible nano-coat technology, designed for harsh, corrosive coastal environments making this cruciform style base with round column the ultimate stackable, outdoor dining area table base.

Madrid Flip Top Dining Height Base with a 690mm Round Terrazzo Ultratop® HPL Top (page 30) and Pearl Grey and Yellow Zest Chair (Page 93)



Black nano-coat finish makes this our most durable base for harsh outdoor environments



Scratch resistant and easy to clean



Stackable for space saving



Adjustable feet



5 year structural warranty



Metal insert service



Powder coating service available





Dimension key

The Madrid is a flip top base, meaning you get the added bonus of your tables being stackable for when saving space is an absolute requirement, perfect for the busiest of cafes, restaurants, pubs and outdoor commercial hospitality venues, as well as canteens and breakout areas where space may be a commodity. Available in both dining and poseur heights. Incredibly durable, highly stylish, the ultimate outdoor table base.

Colour	Black
Finish	Black nano-coat
Shape	Cruciform
Base group height	Dining, poseur
Size	Single column cruciform
Stocked or made to order	Stocked product



**FLIP TOP DINING**

Max top size: ● 800mm ■ 800x800mm  
 Base dims: A-B 465mm A-C 680mm  
 Base height: 720mm | Weight: 8kg


Product code: MADFTD001



**FLIP TOP POSEUR**

Max top size: ● 800mm ■ 800x800mm  
 Base dims: A-B 465mm A-C 680mm  
 Base height: 1010mm | Weight: 10kg

Product code: MADFTP001



# THE MALAGA BASE



The Malaga base. Specifically designed for use in highly corrosive coastal areas, the nano-coat technology on this cruciform shaped base with round column makes this base the wise choice for outdoor dining and social areas.

Malaga Dining Height Base with a 690mm Square Vintage Wood Ultratop® HPL Top (page 30) and 2 Strata Jute Chairs (page 97)



Black nano-coat finish makes this our most durable base for harsh outdoor environments



5 year structural warranty



Scratch resistant and easy to clean



Metal insert service



Adjustable feet



Powder coating service available



At home even in the harshest of environments, the Malaga is perfect for your beer gardens, in front of your coffee shops, or at that restaurant on the end of the pier. Available as a dining height or poseur height, the Malaga range also comprises a twin dining height base perfect for our rectangle table tops.

Colour	Black
Finish	Black nano-coat
Shape	Cruciform, twin column cruciform base
Base group height	Dining, poseur
Size	Single column cruciform, twin
Stocked or made to order	Stocked product



Malaga Poseur Height Base with Stocked Werzalit 700mm Round Arizona Top (page 46) pictured here with 2 Rio Bar Chairs Product code: MALP001-700DWZ119



**DINING**

Max top size: ● 800mm ■ 800x800mm  
 Base dims: A-B 480mm A-C 660mm  
 Base height: 715mm | Weight: 7kg

Product code: MALD001



**POSEUR**

Max top size: ● 800mm ■ 800x800mm  
 Base dims: A-B 480mm A-C 660mm  
 Base height: 1010mm | Weight: 9kg

Product code: MALP001



**TWIN**

Max top size: ■ 1400x800mm  
 Base dims: A-B 660mm A-C 840mm  
 Base height: 715mm | Weight: 11.1kg

Product code: MALTD001

# THE CONTINENTAL BASE



The Continental is a robust and sturdy black base that will suit dining, restaurant and commercial environments, whether they have a traditional or contemporary style.

Continental 4 Leg Dining Height Base with a 690mm Round Golden Rust Ultratop® HPL Top (page 30) and 2 Zest Pearl Grey Chairs (page 93)



Powder coated black finish, means scratch resistant and easy to clean



Adjustable feet



Stylish cast aluminium gives a lightweight, highly durable and easy to move base



5 year structural warranty



Stylish design brings a contemporary touch to both classic and modern dining environments



Powder coating service available



With its weather resistant cast aluminium construction, the Continental will look just as good in your outdoor bistro café area as it will in your fine cuisine eatery.

Colour	Black
Finish	Black powder coated
Shape	Cruciform
Base group height	Dining
Size	4 leg, grande, twin
Stocked or made to order	Stocked product



Continental Twin Dining Height Base with a 1100 x 700mm Ponderosa Grey Stacked Werzalit Top (page 46) and 4 Strata Anthracite Chairs (page 97)  
Product code: CONT-1100700WZ179-STRANT4



4 LEG

Max top size: ● 800mm ■ 800x800mm  
Base dims: A-B 405mm A-C 590mm  
Base height: 690mm | Weight: 4.9kg

Product code: CON4



GRANDE

Max top size: ● 1000mm ■ 900x900mm  
Base dims: A-B 625mm A-C 860mm  
Base height: 690mm | Weight: 7.8kg

Product code: CONG



TWIN

Max top size: ■ 1200x800mm  
Base dims: A-B 645mm A-C 850mm  
Base height: 690mm | Weight: 8.6kg

Product code: CONT

# THE HAIRPIN LEGS



Staying true to the original hairpin legs designed by Henry Glass in the 1940s, our stylish designer classic Hairpin style leg in a black powder coat finish are perfect for any industrial style setting.

Hairpin legs (Qty 4 per box) with a 700mm Square 34mm Thick Rainbow Pine Rustic Wood Top (page 42)



One size fits all, have as many hairpins on a top as you require



Removable feet



Separate floor protector plastic glides included for use on surfaces susceptible to scratching



5 year structural warranty



Minimal surface area makes them easier to clean



Powder coating service available



IN STOCK

These hairpin legs with their heavy duty, 12mm thick metal rods, will add both stability and mid-century modern style to your dining or coffee height tables.

Colour	Black
Finish	Black powder coated
Shape	Hairpin legs
Base group height	Coffee, dining
Stocked or made to order	Stocked product



Removable feet



TABLE LEG COFFEE

Max top size: ■ 1500x900mm  
 Base dims: W110mm x D110mm  
 Base height: 400mm | Weight: 2.8kg

Product code: HAIRC4




TABLE LEG DINING

Max top size: ■ 1500x900mm  
 Base dims: W110mm x D110mm  
 Base height: 710mm | Weight: 4.4kg

Product code: HAIRD4



Hairpin legs (Qty 4 per box) with a 700mm Square 34mm Thick Stripped Pine Rustic Wood Top (page 42)  
 Product code: HAIRD4-600600RSTRPIN

# THE PHOENIX BASE



The Phoenix Table Base is our most budget friendly base. But don't let the word budget fool you, this base is built to last. With a black cast iron cruciform base and a black powder coated cut steel column, the Phoenix provides a stylish yet inexpensive option for venues where style is needed but budget is a large consideration.

Phoenix Small Dining Height Bases with 600mm Round White Tuff Top® Original MFC Tops (page 26) and Yellow and Grey Strata Chairs (page 97)





This great value entry level base has a strong and sturdy construction, perfect for any environment



Powder coated finish means knock and scratch resistant in busy environments



Easy to assemble - 3 bolts both ends of column to attach to spider / base



Adjustable feet



5 year structural warranty



Powder coating service available

IN STOCK

# THE PHOENIX

Available stocked for same day despatch in three different sizes and three different heights, the Phoenix is a great value entry level option that will suit any Pub, Bar, Restaurant, Café, Canteen or Breakout dining area or venue.

Colour	Black
Finish	Black powder coated
Shape	Cruciform
Base group height	Coffee, dining, poseur
Size	Large, small, twin
Stocked or made to order	Stocked product



Phoenix Small Dining Height Base with 600mm Round Grey Nebraska Oak Tuff Top® Original top (page 26)  
Product code: PHOSD001-600DMNEB



## SMALL COFFEE

Max top size: ● 800mm ■ 700x700mm  
Base dims: A-B 425mm A-C 560mm  
Base height: 480mm | Weight: 6.05kg

Product code: PHOSC001



## SMALL DINING

Max top size: ● 800mm ■ 700x700mm  
Base dims: A-B 425mm A-C 560mm  
Base height: 720mm | Weight: 6.6kg

Product code: PHOSD001



## SMALL POSEUR

Max top size: ● 800mm ■ 700x700mm  
Base dims: A-B 425mm A-C 560mm  
Base height: 1050mm | Weight: 7.1kg

Product code: PHOSP001



Phoenix Large Dining Height Base with a 700 Square White Formica Fundamentals Tuff Top® Premium Laminate Top (page 18) with contrasting Yellow edging (page 20) and 2 Strata Yellow Chairs (page 97)



#### LARGE COFFEE

Max top size: ● 1000mm ■ 900x900mm  
Base dims: A-B 570mm A-C 806mm  
Base height: 480mm | Weight: 9.25kg

Product code: PHOLC001



#### LARGE DINING

Max top size: ● 1000mm ■ 900x900mm  
Base dims: A-B 570mm A-C 806mm  
Base height: 720mm | Weight: 9.8kg

Product code: PHOLD001



#### LARGE POSEUR

Max top size: ● 1000mm ■ 900x900mm  
Base dims: A-B 570mm A-C 806mm  
Base height: 1050mm | Weight: 10.3kg

Product code: PHOLP001



#### TWIN COFFEE

Max top size: ■ 1800x1000mm  
Base dims: W548mm x D125mm  
Base height: 480mm | Weight: 9kg

Product code: PHOTC001



#### TWIN DINING

Max top size: ■ 1800x1000mm  
Base dims: W548mm x D124mm  
Base height: 720mm | Weight: 10.1kg

Product code: PHOTD001



#### TWIN POSEUR

Max top size: ■ 1800x1000mm  
Base dims: W548mm x D124mm  
Base height: 1050mm | Weight: 11.1kg

Product code: PHOTP001

# THE BISTRO BASE



Introducing the Bistro Black Cast Iron Table Base. These beautiful sturdy table bases are inspired by a classic French bistro style incorporating an ornate decorative styling that is also incredibly budget friendly.

Bistro 4 Leg Dining Height Base with a Tuff Top® Premium 25mm MTO Laminate Top in Light Grey Chicago Concrete (page 15) with a Champagne metallic edging (page 21)



Strong, sturdy, durable and heavy single columned base



Powder coated finish means knock and scratch resistant



Easy to assemble - 2 bolts both ends of column to attach to spider / base



Adjustable feet



5 year structural warranty



Metal insert service



Powder coating service available



Dimension key



In stock for same day despatch, the Bistro Base is at home anywhere from a high-end Café, tapas or wine bar to a classic pub or restaurant front of house. Available as both Dining and Poseur heights, the Bistro Black Cast Iron Table Base will bring a touch of class to any hospitality drinking or dining area.

Colour	Black
Finish	Black powder coated
Shape	Bistro, cruciform
Base group height	Dining, poseur
Stocked or made to order	Stocked Product



Bistro 4 leg Dining Height Base with a 700mm Round Grey Nebraska Oak Tuff Top® Original Top (page 26)  
Product code: BIS4D001-700DMNEB



**DINING**

Max top size: ● 800mm ■ 800x800mm  
Base dims: A-B 390mm A-C 520mm  
Base height: 720mm | Weight: 13.05kg

Product code: BIS4D001



**POSEUR**

Max top size: ● 800mm ■ 800x800mm  
Base dims: A-B 390mm A-C 520mm  
Base height: 1090mm | Weight: 16.2kg

Product code: BIS4P001



Bistro Dining Height Table Base with a 700mm Square Black Tuff Top® Original Top (page 26)  
Product code: BIS4D001-700700MBLA

# THE MANHATTAN FRAME



The Manhattan Black Powder Coated Aluminium Table frame. Lightweight yet durable, the minimalistic design of the Manhattan Table Frame means it perfectly compliments our Square 12mm thick Ultratop® Compact laminate range, but will also pair well with any square and rectangle Table Top that you decide to adorn your Manhattan with.



Easy to Assemble - 2 bolts fix each leg to the frame



Powder Coated aluminium - can be used both outdoors and indoors



Lightweight and durable aluminium frame for ease of movement



Adjustable feet



5 year structural warranty



Powder coating service available

Manhattan 675mm Dining Height Frame with a 690mm Square Rustic Concrete Ultratop® (page 30)

# NEW – IN STOCK FROM MARCH 2023



The Manhattan is made with lightweight aluminium which is powder coated black which means that the Manhattan is extremely durable and suitable for both Outdoor and Indoor use. Easy to assemble, the sleek, modern, lightweight design of the Manhattan make it the perfect table frame for any Hospitality or Office dining environment.

Colour	Black
Finish	Black powder coated
Shape	Square, Twin
Base group height	Dining, poseur
Size	Medium, twin
Stocked or made to order	Stocked product



Manhattan 675mm Dining Height Frame with a 690mm Square Marquina Marble Ultratop® (page 30) Product code: MANHAT675D-690690CLMARMAR



## SQUARE DINING

Max top size: ● 700mm ■ 700x700mm  
 Base dims: W675mm x D675mm  
 Base height: 720mm | Weight: 5.3kg

Product code: MANHAT675D



SUITABLE FOR BOTH INDOOR AND OUTDOOR USE



## SQUARE POSEUR

Max top size: ● 700mm ■ 700x700mm  
 Base dims: W675mm x D675mm  
 Base height: 1070mm | Weight: 7.8kg

Product code: MANHAT675P



## TWIN DINING

Max top size: ■ 1200x800mm  
 Base dims: W1175mm x D675mm  
 Base height: 720mm | Weight: 6.2kg

Product code: MANHAT1175D



## TWIN POSEUR

Max top size: ■ 1200x800mm  
 Base dims: W1175mm x D675mm  
 Base height: 1100mm | Weight: 9.3kg

Product code: MANHAT1175P



Zest Chairs in Yellow and Pearl Grey (page 90)



# CHAIRS

# THE ZEST CHAIR



The Zest Polypropylene Outdoor Side Chair is an incredibly durable, modern and stylish side chair, suitable for outdoor and Indoor use. Available In an amazing choice of 16 stunning colours, there is a Zest chair to fit any colour, décor or brand requirements, making it perfect for any hospitality dining or office canteen and breakout area requirements.

SUITABLE FOR  
BOTH INDOOR AND  
OUTDOOR USE



SWATCH SAMPLES  
ARE AVAILABLE  
FOR EVERY ZEST  
COLOURWAY  
THAT WE  
OFFER





Incredibly light for ease of movement and storage



Stackable for space saving - up to 8 high



Easy clean, wipeable surface. Glossy finish emphasises the brilliant colours



5 year structural warranty



Available in 16 colours - our largest range of colours for a chair

IN STOCK

# ZEST

The Zest chair has a glossy finish which really emphasises the vibrant colours, and with its unique cutaway pattern design the Zest chair is sure to turn heads. And if durability is key, we dropped a Zest chair off the highest point of a forklift onto a hard tarmac car park and it survived without any structural damage, just a few scratches.

Weight	3.2kg
Height	810mm
Depth	510mm
Width	520mm
Seat height	430mm
Colour	16 colour options
Materials	Polypropylene
Stack quantity	8
Stocked or made to order	In stock



Need further convincing on the strength and durability of the Zest chair? Watch our video here where we drop it from a forklift and throw it 20 feet in the air.



Anti-scratch stacking protection



Zest Bright Green chairs with a 700mm Square White Tuff Top® Premium Laminate Top (page 10) on a Malaga Dining Height Base (page 75) Product code: MALD001-700700LWHI-ZESBRIGRN2



WHITE

Product code: ZESWHI



IVORY

Product code: ZESIVO



JUTE

Product code: ZESJUT



PEARL GREY

Product code: ZESPEAGRY



MOKA

Product code: ZESMOK



ANTHRACITE

Product code: ZESANT



SKY BLUE

Product code: ZESSKYBLU



AVIO BLUE

Product code: ZESAVIBLU



STORM BLUE

Product code: ZESSTOBLU



PETROL BLUE

Product code: ZESPETBLUE



SAGE GREEN

Product code: ZESSAGGRN



ANISE GREEN

Product code: ZESANIGRN



BRIGHT GREEN

Product code: ZESBRIGRN



YELLOW

Product code: ZESYEL



ORANGE

Product code: ZESORA



RED

Product code: ZESRED

# THE STRATA CHAIR



The Strata Chair - Known for their strength and durability, the Strata is a closed back chair suitable for a range of indoor and outdoor venues, especially those where longevity is essential. Available in 9 different colour options to tailor to the majority of colour requirements, the Strata is the perfect blend of durability and modern simplistic style.

SUITABLE FOR  
BOTH INDOOR AND  
OUTDOOR USE



SWATCH SAMPLES  
ARE AVAILABLE  
FOR EVERY STRATA  
COLOURWAY  
THAT WE  
OFFER





Incredibly light for ease of movement and storage



Stackable for space saving - up to 8 high



Easy clean, wipeable surface with a matt finish



5 year structural warranty



Complete one-piece back and seat means there are no gaps for the weather to penetrate

IN STOCK

# STRATA

With their simplistic, sleek design and choice of 9 different colours the Strata can fit perfectly into venues from outdoor café areas to beer gardens to burger bars to dessert shops, as well as office or school based canteens and breakout areas.

Not only is the Strata stunning but it is so strong that we balanced a 4 x 4 on a set of four of the chairs and they held it with ease!!!

Weight	3.8kg
Height	810mm
Depth	430mm
Width	500mm
Seat height	455mm
Colour	9 colour options
Materials	Polypropylene
Stack quantity	8
Stocked or made to order	In stock



Not convinced on the strength and durability of the Strata chair? See us balance a 4 x 4 on top of our Strata's here.



Anti-scratch stacking protection



Anthracite and Green Strata chairs with an 1100 x 700mm Black Werzalit top (page 46) on a Quattro Single Pedestal Dining Height Base (page 57) Product code: BPRSINGLED001-1100700WZ055-STRGRN2-STRANT2





WHITE

---

Product code: STRWHI



LIGHT GREY

---

Product code: STRLGRY



ANTHRACITE

---

Product code: STRANT



RED

---

Product code: STRRED



BLUE

---

Product code: STRBLU



GREEN

---

Product code: STRGRN



YELLOW

---

Product code: STRYEL



JUTE

---

Product code: STRJUT



MOKA

---

Product code: STRMOK

# THE FRESCO CHAIR



The Fresco is a robust polypropylene stacking chair with horizontally slatted back rest. The Italian designed Fresco chairs are known for their strength and durability and are suitable for a range of indoor and outdoor venues, especially those where longevity is essential.

Fresco White Armchairs with a 600mm Round Walnut Tuff Top® Premium Laminate (page 10) on a Danilo Medium Dining Height Base (page 68)

SUITABLE FOR BOTH INDOOR AND OUTDOOR USE



SWATCH SAMPLES ARE AVAILABLE FOR EVERY FRESCO COLOURWAY THAT WE OFFER





Lasting strength combined with high cleaning practicality



Stackable for space saving - up to 8 high



Easy clean, wipeable surface with a matt finish



5 year structural warranty



Incredibly light for ease of movement and storage

IN STOCK

# FRESCO

Available in 3 different colours and as either an Armchair or a Side Chair, the Fresco can add a touch of class to any hospitality dining or drinking area, indoors or out, as well as office canteen and breakout areas.

Weight	Armchair: 3.9kg Side chair: 3.8kg
Height	Armchair: 800mm Side chair: 785mm
Depth	505mm
Width	Armchair: 575mm Side chair: 480mm
Seat height	450mm
Arm height	620mm
Colour	3 colour options
Materials	Polypropylene
Stack quantity	8
Stocked or made to order	In stock



Anti-scratch stacking protection

Fresco Anthracite Side Chairs with a 700mm Square White Tuff Top® Original MFC (page 26) on a Manhattan 690mm x 690mm Dining Height Frame (page 87) Product code: MANHAT675D001-700700MWHI-FREARMWHI2





Fresco White Armchairs with a 600mm Square Walnut Tuff Top® Premium Laminate (page 10) on a Danilo Medium Dining Height Base (page 68) Product code: SSRMD001-600600MWAL-FREARMWHI2



SIDE CHAIR WHITE

Product code: FRESIDWHI



SIDE CHAIR GREY

Product code: FRESIDGRY



SIDE CHAIR ANTHRACITE

Product code: FRESIDANT



ARMCHAIR WHITE

Product code: FREARMWHI



ARMCHAIR GREY

Product code: FREARMGRY



ARMCHAIR BLACK

Product code: FREARMANT

# THE PARIS CHAIR



The Paris Polypropylene Bistro Arm Chair. These beautiful sturdy armchairs are inspired by a classic French bistro style incorporating the classic wicker weave style with all the benefits of highly durable and cleanable polypropylene.

2 Paris Armchairs with a 790mm Round Portoro Marble Ultratop® (page 30) on a Continental Grande Base (page 77)



Lasting strength combined with high cleaning practicality



CATAS tested for outdoor use



Light resistant pigment means no colour fade from the sun



Stackable for space saving - up to 4 high



5 year structural warranty



IN STOCK

At home anywhere from a high end bistro cafe, tapas or wine bar, to a classic pub beer garden, the Paris will bring a touch of class not only to your outdoor hospitality area but to any indoor drinking or dining area too.

Weight	5.4kg
Height	830mm
Depth	600mm
Width	580mm
Seat height	440mm
Colour	1 option
Materials	Polypropylene
Stack quantity	4
Stocked or made to order	In stock

SUITABLE FOR  
BOTH INDOOR AND  
OUTDOOR USE



2 Paris Armchairs with a 790mm Round Portoro Marble Ultratop® (page 30) on a Continental Grande Base (page 77)  
Product code: CONG-790DCLPORMAR-PARISARM2



ARMCHAIR

Product code: PARISARM



# THE VIBE RANGE



The Vibe Range - combining durable polypropylene with lightweight yet incredibly strong aluminium, the Vibe range offers a large amount of character for venues working to a small budget. Suitable for both Indoor and outdoor use, and with the option to complete your customers table and chair set with the budget friendly Solas Parasol and optional parasol base, the Vibe range is our ultimate budget friendly hospitality dining solution.

Vibe Green Chairs shown with 600mm Round White Tuff Top® Original MFC (page 26) on Phoenix Small Dining Height Bases (page 82)







Extremely budget friendly yet sturdy and durable



Easy clean, wipeable surface on the Vibe chairs and table



Incredibly light for ease of movement and removable legs for condensed storage requirements



Vibe chair stackable for space saving - up to 8 high



Parasol hole on Vibe table - for venues that need the option of shade from the elements



5 year structural warranty

IN STOCK

# VIBE CHAIR

The Vibe polypropylene chair is vibrant, bright and robust. Perfect for adding a punch of character and colour to any social space. The Vibe is our budget polypropylene chair, perfect for any restaurant, bar, canteen or breakout space looking to add a lot of character on a smaller budget. Available in 9 different colourways, the Vibe can add a splash of colour and fun to any room or outdoor space.

SWATCH SAMPLES  
ARE AVAILABLE  
FOR EVERY VIBE  
COLOURWAY  
THAT WE  
OFFER



## CHAIR

Weight	3kg
Height	820mm
Depth	550mm
Width	420mm
Seat height	480mm
Colour	9 colour options
Materials	Polypropylene with aluminium legs
Stack quantity	8
Stocked or made to order	In stock



Anti-scratch stacking protection



Vibe Cerise Chairs with a 600mm Round White Tuff Top® Original MFC (page 26) on a Forza Small Dining Height Base (page 62) Product code: BRSD001-600DMWHI-VIBCER2



BLACK

Product code: VIBBLA



GREY

Product code: VIBGRY



BLUE

Product code: VIBBLU



PURPLE

Product code: VIBPUR



GREEN

Product code: VIBGRN



YELLOW

Product code: VIBYEL



RED

Product code: VIBRED



ORANGE

Product code: VIBORA



CERISE

Product code: VIBCER

# VIBE TABLE

The Vibe Black Polypropylene Table with Aluminium legs is a robust, easily cleanable dining table solution when budget is key. With its 45mm Parasol hole it offers a great solution for venues that want the option to add shade from sun or rain to their tables. The Vibe is our budget polypropylene table, perfect for any restaurant or bar looking to add a durable outdoor table on a smaller budget.

TABLE

Weight	3.9kg
Height	700mm
Depth	800mm
Width	800mm
Seating capacity	4
Colour	1 colour option
Materials	Polypropylene with aluminium legs
Stocked or made to order	In stock



Parasol hole

SWATCH SAMPLES ARE AVAILABLE FOR EVERY VIBE COLOURWAY THAT WE OFFER




4 SEATER TABLE

Product code: VIBTABBLA




2 Vibe Orange and 2 Vibe Red Chairs with a Vibe Table  
 Product code: VIBTABBLA-VIBORA2-VIBRED2



4 Vibe Red Chairs with a Vibe Table  
Product code: VIBTABBLA-VIBRED4

SEE LATEST OPTIONS  
ON OUR WEBSITE



2 Vibe Red Chairs with a Vibe Table  
Product code: VIBTABBLA-VIBRED2



Vibe Table, Solas Royal Blue Parasol and White  
Parasol Base Product code: VIBTABBLA-  
PARASOLAS1800DBLU-PARASOLASBASE

# SOLAS PARASOL

Introducing the Solas Parasol. At 1800mm Wide the Solas will provide coverage for your 2 and 4 seater dining tables. And with the Solas Parasol being made from 140gr / m<sup>2</sup> Polyester, the Solas can provide coverage from both Sun and very light rain, perfect for that unpredictable British weather. The Solas has a metal frame, painted white for neutrality. It is light yet incredibly durable, and comes in 2 amazing colours – Royal Blue and Anthracite.

Weight	2.4kg
Height	2100mm
Depth	1800mm
Width	1800mm
Colour	2 colour options
Materials	140gr / m <sup>2</sup> polyester and aluminium shaft Base: plastic
Stocked or made to order	In stock



SWATCH SAMPLES ARE AVAILABLE FOR EVERY SOLAS PARASOL FABRIC COLOURWAY THAT WE OFFER




ANTHRACITE

Product code: PARASOLAS1800DANT-PARASOLASBASE



ROYAL BLUE

Product code: PARASOLAS1800DBLU-PARASOLASBASE



Why not complete your Parasol with the Solas 20 Litre White Plastic Parasol Base. Simply fill with sand or water to provide the weight !!!

20 LITRE PLASTIC BASE

Product code: PARASOLASBASE

Parasol is available with or without White Plastic Base

## SETS



2 Vibe Orange Chairs with a Vibe Table, Solas Anthracite Parasol and White Parasol Base Product code: VIBTABBLA-VIBORA2-PARASOLAS1800DANT-PARASOLASBASE



2 Vibe Orange Chairs with a Vibe Table, Solas Royal Blue Parasol and White Parasol Base Product code: VIBTABBLA-VIBORA2-PARASOLAS1800DBLU-PARASOLASBASE

# THE CANTERBURY RANGE



The Canterbury range - With its rattan effect weave and slatted wood effect pattern the Canterbury range combines all the design attributes of a basket weave product while benefitting from the durability and cleaning practicality of polypropylene. Incredibly stylish, the Canterbury range comprises of an armchair, a side chair, and 2 sizes of table, and is guaranteed to add a touch of budget conscious class to any outdoor dining or drinking area. Pairs brilliantly with the Plaza parasol for the ultimate outdoor dining solution.

SUITABLE FOR  
BOTH INDOOR AND  
OUTDOOR USE

---







Lasting strength combined with high cleaning practicality



CATAS tested for outdoor use



Light resistant pigment means no colour fade from the sun



Chair stackable for space saving - up to 6 high



Adjustable feet on table to provide stability on any surface



5 year structural warranty

IN STOCK

# CANTERBURY CHAIR

Combining cleaning practicality with lasting strength, the Canterbury chair has a rattan effect look but benefits from the strength of polypropylene. Extremely modern and relevant, this incredibly comfortable and durable chair will add a touch of class to any restaurant, hotel, pub, bar, or Café. Available as either an Armchair or a Side chair.

Weight	Side chair: 3.8kg Armchair: 4.6kg
Height	880mm
Depth	580mm
Width	Side chair: 575mm Armchair: 475mm
Seat height	450mm
Arm height	660mm
Colour	1 colour option
Materials	Polypropylene
Stack quantity	6
Stocked or made to order	In stock



SIDE CHAIR

Product code: CANSID



ARMCHAIR

Product code: CANARM

SEE LATEST OPTIONS  
ON OUR WEBSITE





# CANTERBURY TABLE

The Canterbury table has a rattan effect frame with a slatted wood effect surface while benefiting from the strength and cleaning practicality of polypropylene. Featuring adjustable feet, the Tables are equipped with a 55mm parasol hole with replaceable cap/bung (perfect for our Plaza Parasol), the Canterbury is available as a 4 seater or a 6 seater option making it the perfect Table for any outdoor dining requirements.

Weight	4 seater: 9.2kg 6 seater: 15kg
Height	750mm
Depth	900mm
Width	4 seater: 900mm 6 seater: 1500mm
Colour	1 colour option
Materials	Polypropylene
Stocked or made to order	In stock



Adjustable feet



Parasol hole



4 Canterbury Armchairs with a 4 Seater Canterbury Table  
Product code: CANTAB4CANARM4



4 Canterbury Side Chairs with a 6 Seater Canterbury Table  
Product code: CANTAB6CANSID4



4 SEATER TABLE

Product code: CANTAB4



6 SEATER TABLE

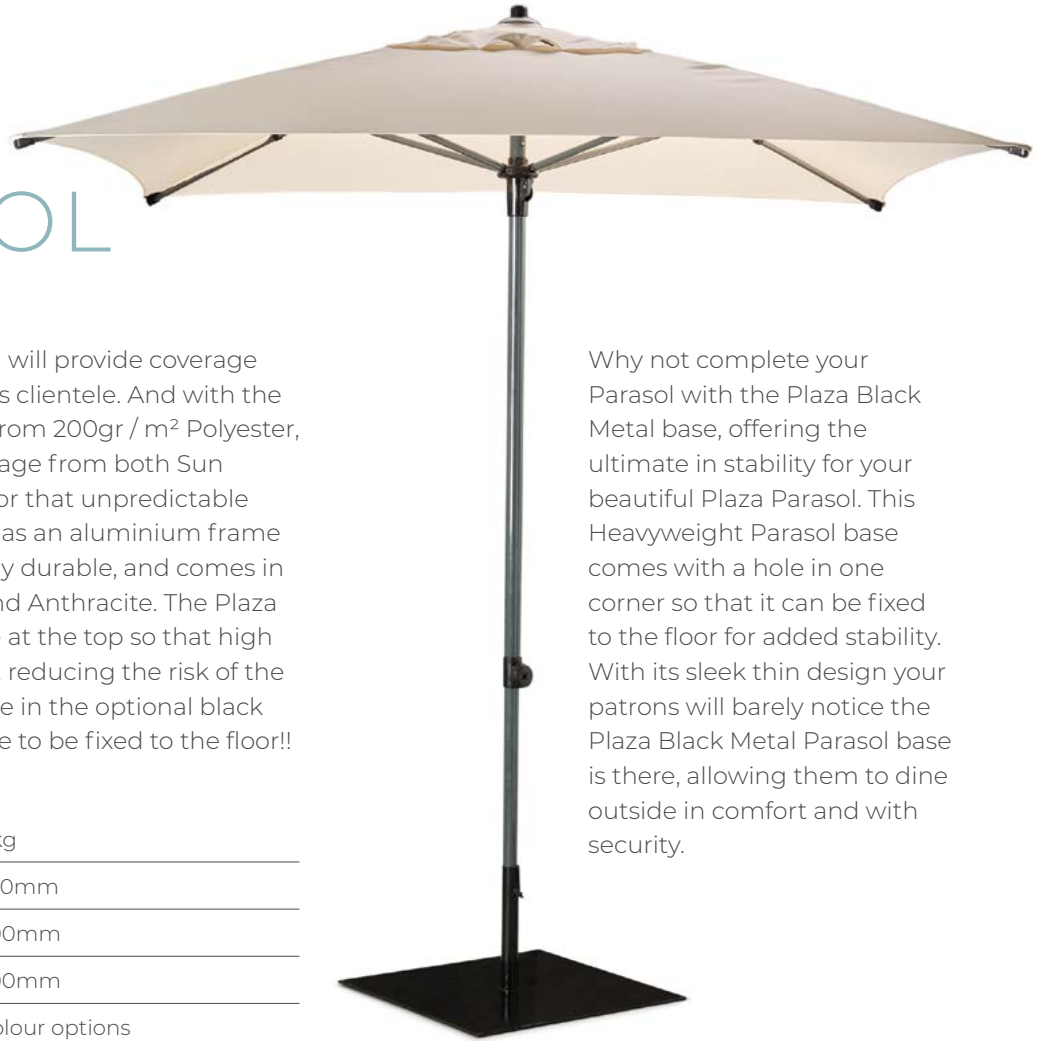
Product code: CANTAB6

# PLAZA PARASOL

At 2000mm Wide the plaza will provide coverage for plenty of your businesses clientele. And with the Plaza Parasol being made from 200gr / m<sup>2</sup> Polyester, the plaza can provide coverage from both Sun and light showers, perfect for that unpredictable British weather. The Plaza has an aluminium frame making it light yet incredibly durable, and comes in 2 amazing colours – Ecrú and Anthracite. The Plaza also has a wind escape hole at the top so that high gusts of wind pass through, reducing the risk of the parasol taking off, and a hole in the optional black metal base to allow the base to be fixed to the floor!!

Weight	5.2kg
Height	2500mm
Depth	2000mm
Width	2000mm
Colour	2 colour options
Materials	200gr / m <sup>2</sup> polyester and aluminium shaft Base: metalw

Stocked or made to order In stock



Why not complete your Parasol with the Plaza Black Metal base, offering the ultimate in stability for your beautiful Plaza Parasol. This Heavyweight Parasol base comes with a hole in one corner so that it can be fixed to the floor for added stability. With its sleek thin design your patrons will barely notice the Plaza Black Metal Parasol base is there, allowing them to dine outside in comfort and with security.

**PLAZA BLACK METAL BASE**

Product code: PARAPLAZABASE



**PLAZA PARASOL ECRU**

Product code:  
PARAPLAZA2000SQECRU-  
PARAPLAZABASE



**PLAZA PARASOL ANTHRACITE**

Product code:  
PARAPLAZA2000SQANT-  
PARAPLAZABASE

Parasol is available with or without Black Metal Base

# SETS

CANTERBURY 6 SEATER TABLE  
& 6 CHAIRS / PLAZA PARASOL ECRU

Product code: CANTAB6CANSID6-  
PARAPLAZA2000SQECR-PARAPLAZABASE



CANTERBURY 6 SEATER TABLE  
& 6 CHAIRS / PLAZA PARASOL ANTHRACITE

Product code: CANTAB6CANSID6-  
PARAPLAZA2000SQANT-PARAPLAZABASE



SWATCH SAMPLES  
ARE AVAILABLE  
FOR EVERY PLAZA  
PARASOL FABRIC  
COLOURWAY  
THAT WE  
OFFER







# ADDITIONAL SERVICES

# ORDERING SWATCHES

Looking to buy contract furniture but not sure what you need? Why not use our free sampling service!

FREE TO ORDER

FOR ANY STOCKED OR BESPOKE TABLE TOP

AS MANY INDIVIDUAL SAMPLES AS YOU NEED

FREE DELIVERY – SAME DAY DESPATCH WHEN ORDERED BY 12PM



## HUGE RANGE OF SAMPLES

---

Samples available for any stocked or bespoke made to order Table Top – 100's of options to choose from.

## FIND YOUR COLOUR AND STYLE

---

Are you matching a brand colour, a theme, or a specific colour scheme? We offer 7 styles of Table Top, stocked and made to order, with well over 100 different decors and finishes to compliment any design requirement.

## SEE AND FEEL THE PRODUCT

---

Sometimes a photograph isn't enough – our free sample ordering service allows you to have your product in your hands, to see and to feel, so you don't have to just rely on imagination.

Want to know more about our contract furniture samples? Our team are ready to help!





# IPAN IPAN

## Wireless charging solution for your dining tables

Built to last, suitable for indoor and outdoor use, IPANIPAN is the perfect way to attract more customers.


## The most integrated wireless charging station

Integrated into the mass and invisible on surface, the charging areas merge with the decor using a simple marking on the table top. This ensures the furniture keeps its integrity, giving a perfect smooth touch and refined design.



### THE ANTENNAS

---



EMBEDDED



FLAT



ON TOP

# WANT TO KNOW MORE? CALL US TODAY!

## A UNIQUE BATTERY-POWERED RANGE



IPANIPAN chargers can be installed on your tables without worrying about access to electricity.

## WIRELESS CHARGING STATION



Wireless charging on your table. The guarantee of a reliable and durable charging solution that is certified to the Qi standard by the wireless power consortium.

## USB PORTS



2 USB ports allow fast charging of phones, tablets, power banks and other mobile devices.

## AUTONOMY



The battery pack is powered by a 15 Ah battery which provides up to 8 days of autonomy depending on use.

## INDOOR & OUTDOOR



The battery pack has been designed for professional use. Its reinforced case and its IP 65 certification allow it to be used both indoors and outdoors.

## SAFETY & CONVENIENCE




A magnetic key allows you to unlock the battery and extract it in a jiffy to recharge it.

## CHARGING TRAY



The charging tray allows 4 batteries to be recharged simultaneously in 7 hours. It can be used flat or fixed on a wall.



# POWDER COATING

Reflect your brand colours with bespoke powder-coated contract furniture

We recognise that hospitality venues such as restaurants, bars, pubs, cafés and hotels are often looking at ways to make their venues unique. Brand is extremely important in the world we live in today so these venues require ways to ensure the environment within their venues can represent and reflect each individual brand and meet themes specific to each individual establishment's requirement.



## WANT TO KNOW MORE? CALL US TODAY!

Available on any completely metal product

### REFLECT YOUR BRAND

Brand identity is key to many businesses, more so now than ever before. With so many RAL colours to choose from we can help you match nearly any brand colour or compliment any colour scheme or theme.

### INCREASES DURABILITY

Powder Coating doesn't just enhance the look and feel of your product, it is also incredibly durable, highly corrosion resistant, and makes cleaning and maintaining your products so much easier.

### NEARLY UNLIMITED OPTIONS

100s of RAL colour options to choose from. Simply contact us with your requirements and our in house experts will talk you through all the possibilities.

### MULTIPLE FINISHES

You can choose from Matt, Satin, Semi-Gloss, and Gloss finishes to further enhance your chosen colour.



# METAL INSERTS AND FIXINGS

We offer a metal insert and fixing service against any of our stocked or bespoke made to order Tuff Top Original and Premium range Tabletops.

Using our in-house CNC machine, we can drill and route the Table Base Spider screwing pattern of all relevant bases into your chosen tabletop. From there we will add a metal fixing insert into the tabletop into which your fixing screw will sit.

The advantage of the metal fixing service is that you don't have to spend valuable time measuring where each table base will sit on a tabletop, while being much easier to attach the base to the top as the metal insert screws just screw straight into the metal fixing.

A must for any customer when multiples of tables are required. There is no minimum order to take advantage of this service. See our Table Base section for all Table bases compatible with this service.



WANT TO KNOW  
MORE? OUR TEAM  
ARE READY TO HELP!





# CABLE PORTS AND PARASOL HOLES

CONTACT US TODAY  
TO DISCUSS ADDING  
CABLE PORTS OR  
PARASOL HOLES WITH  
OPTIONAL PLASTIC  
INSERTS INTO OUR  
TABLETOPS



# NOTES



